



## माझगांव डॉक शिपबिल्डर्स लिमिटेड

(भारत सरकार का उपक्रम)

**Mazagon Dock Shipbuilders Ltd.**

(Formerly Mazagon Dock Limited)

(A Govt. of India Undertaking)

डॉकवार्ड रोड, माझगांव, मुंबई-400 010

Dockyard Road, Mazagon, Mumbai - 400 010

**Certified - ISO 9001 Company**

CIN : L 35100MH1934GOI002079

संदर्भ क्रमांक:

Ref. No. : SEC/BSENSEDISCL/65/2024-25

दिनांक :

Date : 06 December 2024

To  
BSE Limited  
Phiroze Jeejeebhoy Towers  
Dalal Street,  
Mumbai- 400 001  
Scrip Code: 543237

To  
National Stock Exchange of India Limited  
Exchange Plaza, C-1, Block G  
Bandra Kurla Complex  
Bandra (E), Mumbai - 400 051  
NSE Symbol: MAZDOCK

Dear Sir/ Madam,

**Subject: Schedule of Analyst/ Institutional Investor Meet Mazagon Dock Shipbuilders Limited (the "Company")**

The Exchange is hereby informed that the Company will be participating in meeting prospective investors from December 11, 2024 to December 13, 2024 and December 16, 2024 to December 17, 2024 through video conferencing or one to one meeting.

Please note that no unpublished price sensitive information is proposed to be shared during the meeting(s).

A copy of the investor presentation is enclosed. The same is also available on the website of the Company at [www.mazagondock.in](http://www.mazagondock.in).

*Note: The dates of the Analyst/ Institutional Investor Meet are subject to change. Changes may happen due to exigencies on the part of investors/ Company.*

The above is submitted in compliance of disclosure of material event/ information under Regulation 30 and other applicable provisions of the Securities and Exchange Board of India (Listing Obligations and Disclosure Requirements) Regulations, 2015 as amended and read with corresponding circulars and notifications issued thereunder.

Thanking You,  
Yours Faithfully,  
For MAZAGON DOCK SHIPBUILDERS LIMITED

(Madhavi Kulkarni)  
Company Secretary & Compliance officer

फोन: +91(22) 2376 2000  
Phone +91(22) 2376 3000  
+91(22) 2376 4000

फैक्स (Design) +91(22) 2373 8159  
Fax (Material)+91(22) 2373 8151  
(Finance)+91(22) 2373 8338

(Proj-C) +91(22) 2373 8147  
(East Yd.) +91(22) 2373 8333

वेबसाईट : [www.mazdock.com](http://www.mazdock.com)  
Website : [www.mazdock.com](http://www.mazdock.com)



®

# माझगांव डॉक शिपबिल्डर्स लिमिटेड MAZAGON DOCK SHIPBUILDERS LIMITED



Corporate Presentation  
December 2024

# Disclaimer



THIS PRESENTATION (“PRESENTATION”) IS NOT AN OFFER TO SELL ANY SECURITIES OR A SOLICITATION TO BUY ANY SECURITIES OF MAZAGON DOCK SHIPBUILDERS LIMITED (THE “COMPANY”). The material that follows is a Presentation of general background information about the Company’s activities as at the date of the Presentation. It is information given in summary form and does not purport to be complete and it cannot be guaranteed that such information is true and accurate. This Presentation does not constitute a prospectus, offering circular or offering memorandum or an offer, or a solicitation of any offer, to purchase or sell, any shares and should not be considered as a recommendation that any investor should subscribe for or purchase any of the Company’s equity shares.

This Presentation includes statements that are, or may be deemed to be, “forward-looking statements”. These forward-looking statements can be identified by the use of forward-looking terminology, including the terms “believes”, “estimates”, “anticipates”, “projects”, “expects”, “intends”, “may”, “will”, “seeks” or “should” or, in each case, their negative or other variations or comparable terminology, or by discussions of strategy, plans, aims, objectives, goals, future events or intentions. These forward-looking statements include all matters that are not historical facts. They appear in a number of places throughout this Presentation and include statements regarding the Company’s intentions, beliefs or current expectations concerning, amongst other things, its results or operations, financial condition, liquidity, prospects, growth, strategies and the industry in which the Company operates.

By their nature, forward-looking statements involve risks and uncertainties because they relate to events and depend on circumstances that may or may not occur in the future. Forward-looking statements are not guarantees of future performance including those relating to general business plans and strategy of the Company, its future outlook and growth prospects, and future developments in its businesses and its competitive and regulatory environment. No representation, warranty or undertaking, express or implied, is made or assurance given that such statements, views, projections or forecasts, if any, are correct or that the objectives of the Company will be achieved. The Company’s actual results of operations, financial condition and liquidity, and the development of the business sector in which the Company operates, may differ materially from those suggested by the forward-looking statements contained in this Presentation. In addition, even if the Company’s results of operations, financial condition and liquidity, and the development of the industry in which the Company operates, are consistent with the forward-looking statements contained in this Presentation, those results or developments may not be indicative of results or developments in subsequent periods.

The Company, as such, makes no representation or warranty, express or implied, as to, and does not accept any responsibility or liability with respect to, the fairness, accuracy, completeness or correctness of any information or opinions contained herein. The information contained in this Presentation, unless otherwise specified is only current as of the date of this Presentation. The Company assumes no responsibility to publicly amend, modify or revise any forward looking statements, on the basis of any subsequent development, information or events, or otherwise. This presentation has been prepared based on the information available in the public domain and internal management information and estimate. The information contained herein is subject to change without notice and past performance is not indicative of future results.

This document is a Presentation and is not intended to be a “prospectus” or “offer document” (as defined or referred to, as the case may be, under the Companies Act, 2013). This presentation is strictly confidential and may not be copied or disseminated, in whole or in part, and in any manner or for any purpose. No person is authorized to give any information or to make any representation not contained in or inconsistent with this presentation and if given or made, such information or representation must not be relied upon as having been authorized by any person. Failure to comply with this restriction may constitute a violation of the applicable securities laws. This presentation is not intended for distribution or publication in the United States. Neither this document nor any part or copy of it may be distributed, directly or indirectly, in the United States. The distribution of this document in certain jurisdictions may be restricted by law and persons in to whose possession this presentation comes should inform themselves about and observe any such restrictions. By reviewing this presentation, you agree to be bound by the foregoing limitations. You further represent and agree that (i) you are located outside the United States and you are permitted under the laws of your jurisdiction to receive this presentation or (ii) you are located in the United States and are a “qualified institutional buyer” (as defined in Rule 144A under the Securities Act of 1933, as amended (the “Securities Act”).

This presentation is not an offer to sell or a solicitation of any offer to buy the securities of the Company in the United States or in any other jurisdiction where such offer or sale would be unlawful. Securities may not be offered, sold, resold, pledged, delivered, distributed or transferred, directly or indirectly, in to or within the United States absent registration under the Securities Act, except pursuant to an exemption from, or in a transaction not subject to, the registration requirements of the Securities Act and in compliance with any applicable securities laws of any state or other jurisdiction of the United States. The Company’s securities have not been and will not be registered under the Securities Act.

This document has not been and will not be reviewed or approved by a regulatory authority in India or by any stock exchange in India. This document and its contents should not be forwarded or delivered or transmitted in any manner to any person other than its intended recipient, and should not be reproduced in any manner whatsoever.


The distribution of this Presentation in certain jurisdictions may be restricted by law and persons in to whose possession this Presentation comes should inform themselves about and observe any such restrictions. By reviewing this Presentation, you agree to be bound by the foregoing limitations.

# Agenda



<b>Particulars</b>	<b>Slide #</b>
<b>Company Overview</b>	<b>4</b>
<b>Financial Statements</b>	<b>8</b>
<b>Leadership &amp; Senior Management Team</b>	<b>11</b>
<b>Key Investment Highlights</b>	<b>13</b>
<b>Strategy &amp; Government Push</b>	<b>25</b>
<b>Awards &amp; Recognition</b>	<b>28</b>
<b>Annexure</b>	<b>30</b>

# Company Overview



# Brief Company Overview



✓ Mazagon Dock was first constructed in 1774 as a small dry dock, Incorporated as a Private Limited Company in 1934. Taken over by the Govt. of India in 1960. Listed at BSE and NSE in Oct 2020

✓ Conferred 'Mini-Ratna – I' status in 2006 and Navratna in 2024 by Government of India

✓ Built 802 vessels including 28 warships from Missile Boats to Guided Missile Destroyers and 7 Submarines since 1960

✓ Commissioned 1<sup>st</sup> Warship in 1972 & 1<sup>st</sup> Submarine in 1992 for Indian Navy

✓ Only Indian Shipyard capable of building Destroyers and Conventional Submarines

✓ Delivered 5 & executing orders for 1 Scorpene submarines through collaboration with Naval Group, France and 1 Medium Refit and Life Certification of a submarine for the Indian Navy.

✓ Strategically located shipyard on West Coast of India

## Key Customers



Indian Navy

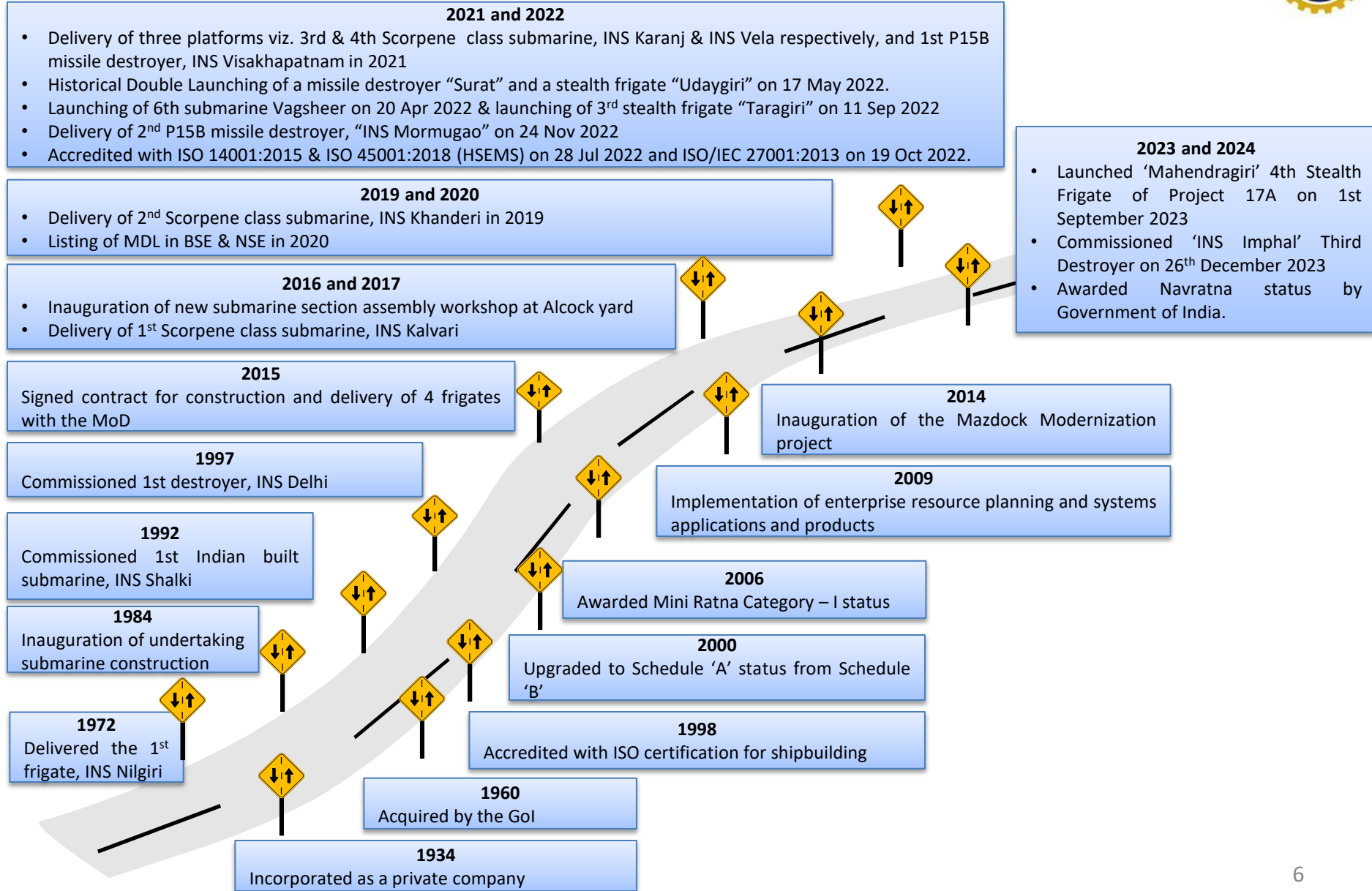


Indian Coast Guard

## Major warships built & delivered

Type	Nos.
Leander class frigates	6
Godavari class frigates	3
Corvettes	3
Missile boats	4
Destroyers	9
Submarines	7
Shivalik class frigates	3
Offshore Patrol Vessels	7

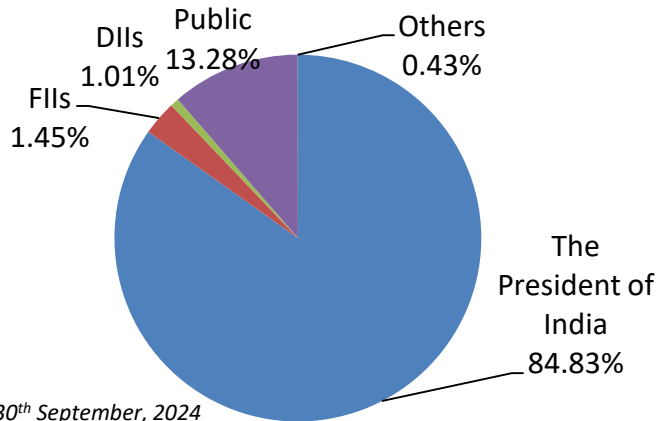
# The Journey So Far



# Stock Overview



## Shareholding Pattern

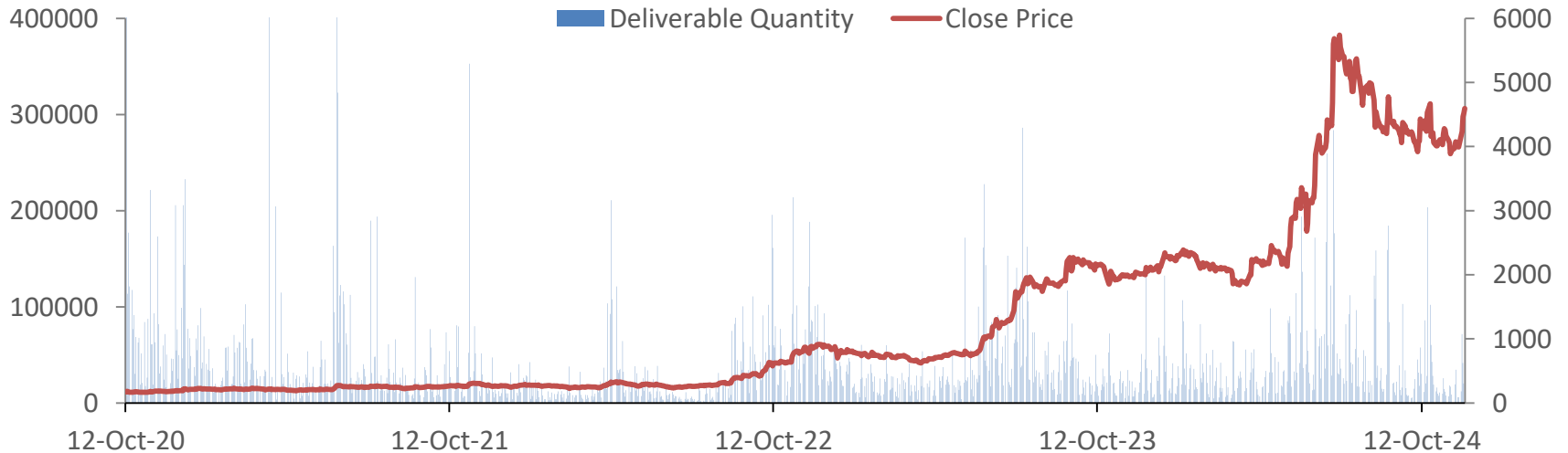


## Stock Overview

<b>CMP (in Rs)</b>	<b>4,519.50</b>
52 Week High (in Rs)	5,859.95
52 Week Low (in Rs)	1,797.10
Market Capital (in Mn)	9,11,538.00
Free Float Mcap (in Mn)	1,36,730.70

As on 28<sup>th</sup> November, 2024

## One Year Price and Quantity Change



Source: BSE



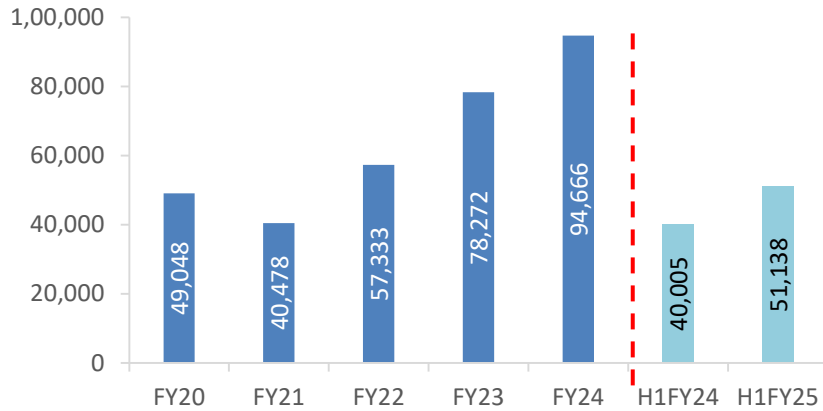
# Financial Statements



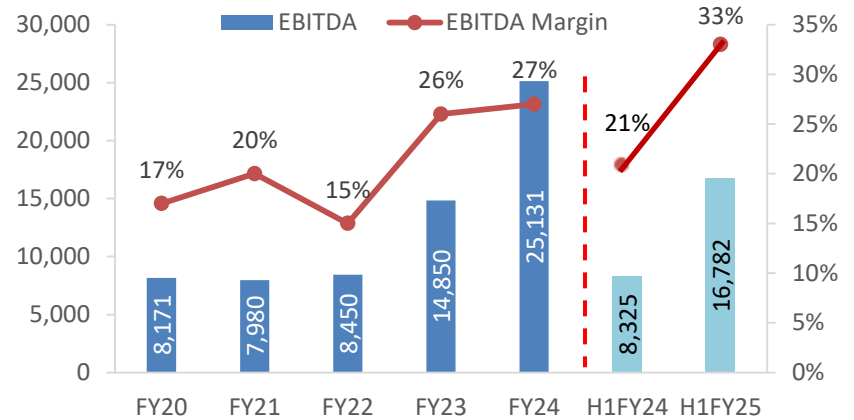
# Financial Overview



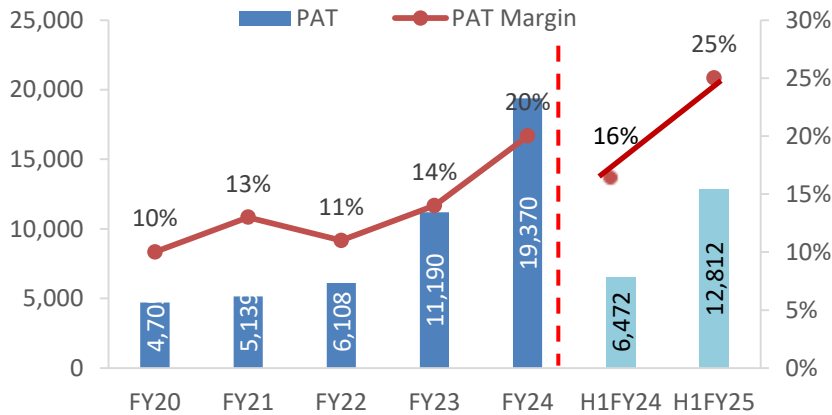
## Revenue from Operations (INR Mn)



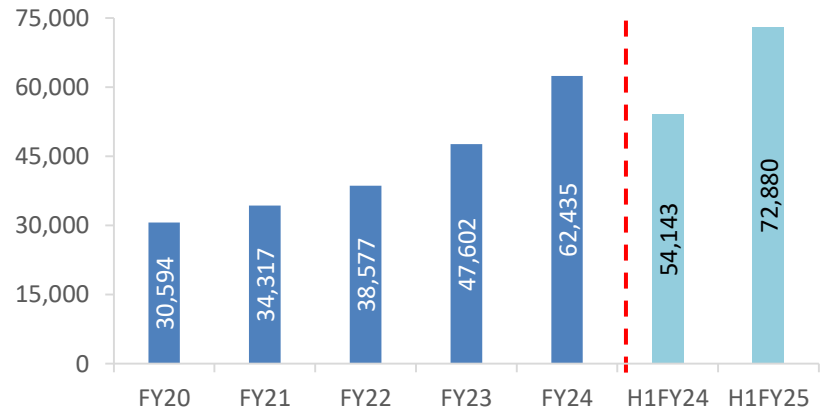
## EBITDA (INR Mn) / EBITDA Margin



## PAT (INR Mn) / PAT Margin



## Net Worth (INR Mn)

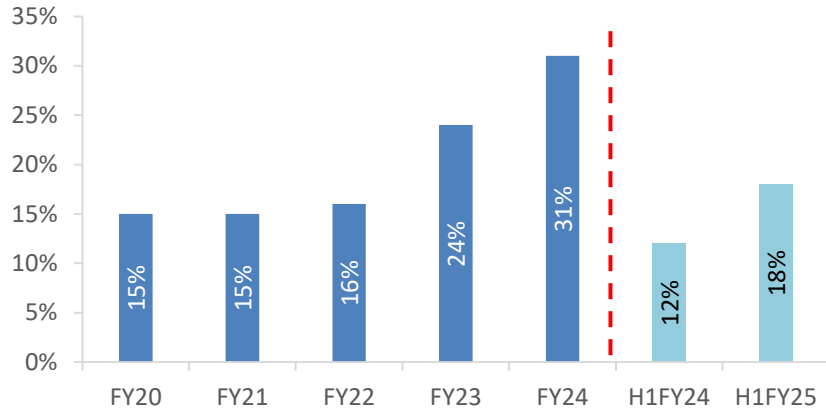


Source: Audited Consolidated Financial Statements and Unaudited financials for 6 month period.

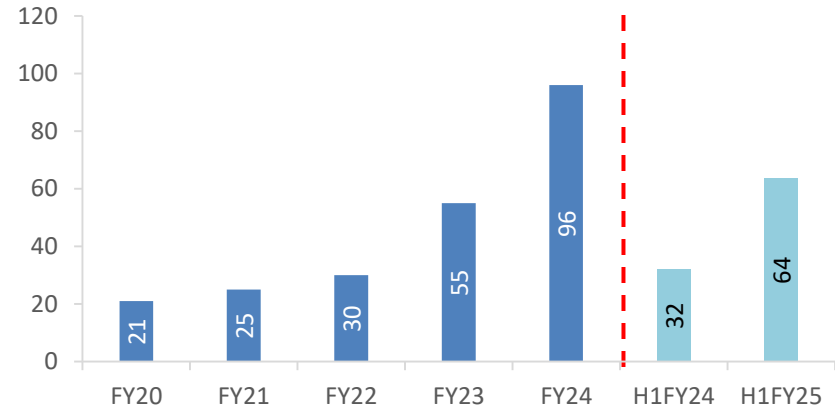
# Financial Overview



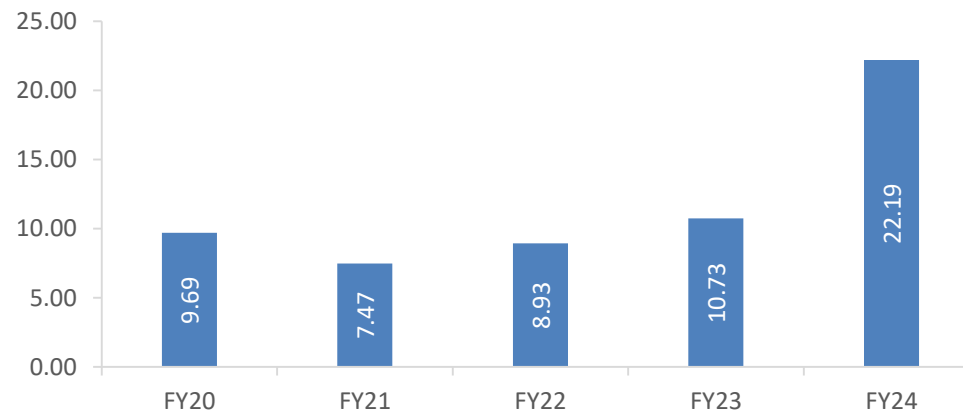
## Return on Equity (%)



## Earning Per Share (in Rs)



## Dividend Per Share (In. Rs.)



Source: Audited Consolidated Financial Statements and Unaudited financials for 6 month period.

# Leadership & Senior Management Team



# Leadership & Senior Management Team



BCom (Honors)  
(University of Delhi)  
Cost Accountant  
from the Inst. of  
Cost  
Accountants of  
India

## **Shri. Sanjeev Singhal** **Chairman & MD and Director (Finance)**

- Associated with our Company since January 08, 2020
- Over 37 years of experience in Finance and Accounting
- Previously, he was associated with Mishra Dhatu Nigam Limited as a Director (Finance) and with SAIL in the Finance & Accounts department



Graduate in  
Economics  
Masters of  
Management  
Studies (JBIMS)

## **Shri. Amit Satija, IAS** **Government Nominee Director at MDL and Joint Secretary, MoD**

- IAS officer of 2008 batch from AGMUT cadre
- Served at various positions in different States and UTs in the country including Delhi, Goa, Andaman Nicobar Islands and Lakshadweep Islands.



Post Graduate  
Degree in Ocean  
Engineering and  
Naval  
Architecture from  
the Indian  
Institute of  
Technology  
Kharagpur.

## **Shri. Biju George** **Director, Shipbuilding**

- Over three decades of experience in MDL where two decades were with the Design of frontline warships viz. Missile Destroyers and Frigates
- Served as Project Superintendent of the prestigious P17A Frigates Program for the Indian Navy
- Headed the Shipbuilding Design Department of MDL



BTech  
(Mechanical),  
JNU<sup>1</sup>, Delhi

Masters in  
Engineering  
from Pune  
University

## **Shri. Vasudev Puranik** **Director, Corporate Planning & Personnel & Director (Submarine & Heavy Engineering**

- Served in the Indian Navy for over 22 years and has held several assignments afloat and onboard INS Rana, INS Nishank, INS Mysore and various appointments in DND, GT Overhaul Centre, Vishakhapatnam, DSP and Naval Dockyard, Mumbai.
- Received commendations from the flag officer Commanding Officer in Chief, Western Naval Command.
- Served as Project Superintendent of the prestigious P-75 Scorpene Submarine project at MDL.

# Key Investment Highlights



# Key Investment Highlights



<b>1</b>	<b>Only Public Sector Defence Shipyard Constructing Destroyers &amp; Submarines</b>
<b>2</b>	<b>World Class Infrastructure</b>
<b>3</b>	<b>Completed Major Modernization Program</b>
<b>4</b>	<b>Strategically Located</b>
<b>5</b>	<b>Indigenization of Warships</b>
<b>6</b>	<b>Strong Order Book</b>
<b>7</b>	<b>Prospective Order and Bids</b>
<b>8</b>	<b>Products &amp; Services</b>

# Only Public Sector Defence Shipyard Constructing Destroyers & Conventional Submarines



Recently delivered

1

India's only shipyard to have built Destroyers and conventional Submarines for the Indian Navy

2

Some of the warships built and delivered are –

6 Leander class  
Frigates

3 Godavari class  
Frigates

3 Corvettes; 4 Missile  
Boats; 9 Destroyers;  
7 Submarines

3 Shivalik class  
Frigates

3

Construction of Scorpene submarine under a technology transfer agreement with the Naval Group, France

4

Also delivered for various customers in India and abroad –

- Cargo ships and passenger ships
- Supply and multi-purpose support vessels
- Water tankers, tugs, dredgers
- Fishing trawlers, barges and border outposts

Destroyer



INS Imphal



INS Mormugao



INS Visakhapatnam



INS Vagir



INS Vela



INS Karanj



INS Khanderi

Submarine

*Built a total of 802 vessels including 28 warships and 7 submarines since 1960*





## Capacity & capability to build 11 Submarines & 10 Warships

### Ship-building facility comprises of:

- 3 Dry docks
  - 3 Wet basins
  - 9 Slipways
  - Production shops
  - Assembly shops
  - Electrical shop
  - 300 tonne Goliath crane
  - Shore integration facility
- Module shop with painting chamber for integrated construction
  - Sheet metal shop
  - Pipe shop
  - Machine and fitting shop
  - Instrumentation shop

### Submarine division infrastructure includes:

- Shops for fabrication of frame
- Sub-section assembly and section formation shops
- Cradle assembly shop for equipment outfitting
- 1 dry dock
- Shore integration facility

## 300 tonne Goliath Crane spanning 138 meter



Both  
Shipbuilding  
and Submarine  
& Heavy  
Engineering  
divisions are  
ISO 9001:2015  
certified

*Vast expertise gives a significant edge over our domestic peers*



- MDL has undertaken a modernization programme at a cost of INR 9 Bn (~ 108 Mn USD)\*
- Capacity of warship building increased from 8 to 10, since 2014; Submarine building capacity increased from 6 to 11 since 2016
- Shore integration facility to enable combat system integration off-site prior to on-board installation



## Key Benefits

Enables integrated modular construction to substantially reduce build period

Moving from unit assembly to block assembly

Facilitates fabrication and assembly of Submarine units simultaneously

*Modernization programme to enable a paradigm shift in warship construction*



## Strategic Advantages:

### Location

Location on Indian west coast connects with busy international maritime route from Europe to Pacific

### Closer co-ordination

Being present in western India provides access to client and vendors resulting in closer co-ordination

### Access to Labour

Majority of sub-contractors in & around Mumbai provides ease of access to workforce

### Competitive Advantage

Location of facilities provide a strategic competitive advantage over peers

***Strategically located at busy international maritime route provides significant advantage***



Set up a dedicated “Make in India” Department for Indigenization

Successfully indigenised equipment such as:

- ✓ Sonar Dome for Ships
- ✓ Ship installed chemical agent detection system
- ✓ Magazine Fire fighting system for Ships
- ✓ Main batteries for Submarines
- ✓ Battery loading trolley for Submarine
- ✓ Sacrificial Zinc anode Flanges for Submarine
- ✓ GRP panels for Submarines

Cost saving, quality improvement & efficient after sales support services due to indigenization

Large number of equipment indigenised in order to give an impetus to the Govt's “Make in India” campaign

Indigenous content in warships increasing over the years has led to a reduction in construction cost

Indigenization has reduced reliance on 3<sup>rd</sup> party component manufacturers

Introduced an indigenization clause in all tenders

Dependence on imports has been reduced

*Indigenous content in warships & Submarines built has increased in the past 5 years*



Particulars	Nos.	Client	Value (INR mn)
<b>Shipbuilding</b>			
P15B Destroyers *	1	MoD	88,410
P17A Stealth Frigates	4	MoD	1,55,690
ICGS (CTS,NGOPV,FPV)	21	ICG	28,670
Multipurpose Hybrid Powered Vessel	6	European	7,050
<b>Submarine and heavy engineering</b>			
P75 Kalvari Submarines*	1	MoD	35,310
Medium Refit and Life Certification (MRLC) of a submarine	1	MoD	20,040
ONGC (PRPP, DSF II & PRP 8 Grade A)	3	ONGC	62,550
Others	-	-	1,000
<b>Total Order Book as on September 30, 2024</b>			<b>3,98,710</b>

\* Balance order book is including pending work of delivered vessels.

### Shipbuilding



P15B Destroyer



P17A Stealth Frigates

### Submarine & Heavy Engineering



P75 Kalvari Submarines

**Strong Order Book ensures consistent cash generation**

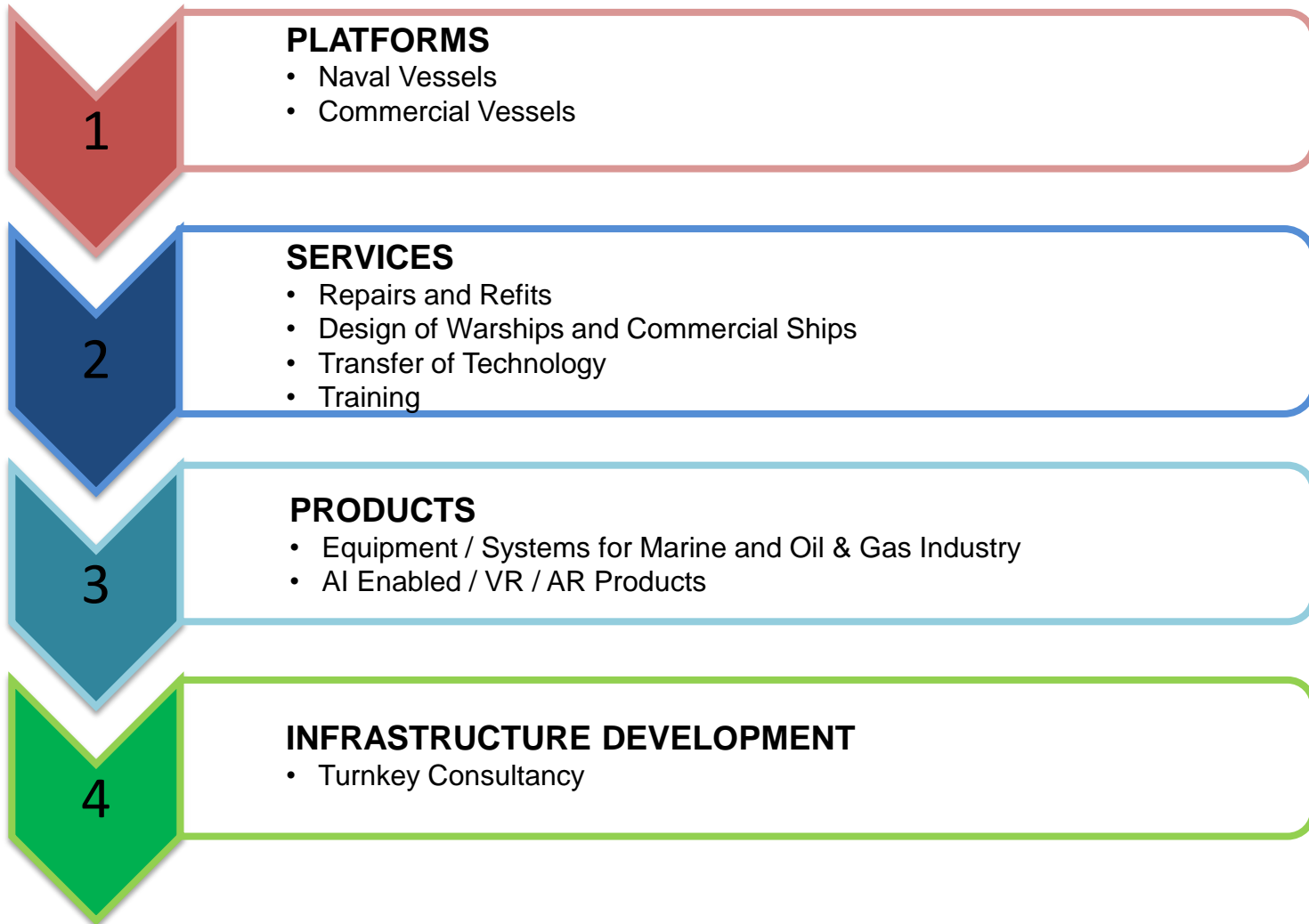
- MDL is strong contender in future projects of Indian Navy, Indian Coast Guard and Overseas Clients
- MDL is confident that the following business opportunities will be in its favour.

Project	Nos.	Client	Approx Value (INR Mn)
P17A Frigates Repeat Order	4	MoD/IN	3,50,000
Next Generation Destroyers	5	MoD/IN	5,00,000

## Orders Bid



**Project P75(I) Conventional Submarine-430000 (INR Mn)  
Additional 3 Scorpene Class Submarines- 270000(INR Mn)**





MDL diversifying into various innovative products for both domestic and International market apart from main weapon platforms.

## 1. Midget Submarine




MDL's flagship R&D program with the ultimate goal of designing India's first truly Indigenous Conventional Submarine.

## 2. Fuel Cell Electric Vessel



Country's maiden fuel cell technology vessel with zero CO2 emission and cost effective sustainable green energy solution for inland waterways application.

## 3. Lithium Ion Battery



Indigenous development of Lithium Ion Battery for Submarines.





#### 4. Autonomous Underwater Vehicle ( AUV) - MDL developing variety of underwater platforms with use of modern technology and artificial intelligence.

##### a) Swarm Drones



The swarm of AUVs will help in locating mines and neutralizing it after getting confirmation from mother ship.

##### b) Mobile Target Emulator (MTE)



Attracts the torpedoes away from the counter maneuvering Submarine (target) by emulating the acoustic and dynamic behavior of a target submarine.

##### c) Expendable Underwater Target (EUT)



To train the crew of IN ships, Submarine, aircraft in detecting, tracking & attacking an underwater target.

## Strategy & Government Push



## Diversification of Revenue Stream

1

### Export of products to the international market

- ✓ Reviving exports to Latin America, Africa, South East Asia, Middle East and Scandinavian regions, entering into agency agreements with sales agents in order to procure customers
- ✓ To identify potential domestic & international markets
- ✓ Increase presence globally by establishing an international marketing team
- ✓ Forging strategic partnerships to enable us to market at offshore locations

2

### Focus in ship repair business

- ✓ Increased impetus on ship repair activities to increase client base, generate more revenues and reduce dependency on MoD

3

### Focus on offshore oil platform

- ✓ Bagged three orders from ONGC in Oil & Gas

4

### Augmentation of infrastructure and enhancing manufacturing capacity

- ✓ Acquired 15 acres adjacent land from Mumbai Port Authority for development of infrastructure and capacity augmentation.
- ✓ Exploring possibilities of developing greenfield shipyard at Nhava, Navi Mumbai with a Shiplift, Wet Basin, workshops, stores & buildings and a ship repair facility over an area of 37 acres
- ✓ Undertaking capex for Submarine and Heavy Engineering division – construction of Submarine launch facility and blasting painting chamber
- ✓ Undertaking dredging of the water front to deepen the navigational channel

- Indian Navy announced an indigenization plan of up to 2030, in July 2015
- Industry to play a vital role in parts to meet the sophisticated needs of the armed forces
- Lists out the equipment which can be taken up for indigenization in the coming years
- Encouraging all sectors of the industry to come forward and participate in indigenous development of weapons, sensors and other high-end equipment for the Indian Navy



- Inland waterways traffic to shoot up 15x over the next 20 years
- Capacity augmentation to result in 5x rise in traffic capacity, from the existing 350 million tonnes
- To bring in additional Ship repair business

- To be granted to both state owned & private shipbuilders on each ship built
- Assistance only after construction & delivery of ship to the buyer
- Policy has been approved by the cabinet

## Awards & Recognitions



# Awards & Recognitions



Year	Particulars
2024	<ul style="list-style-type: none"><li>• Dun &amp; Bradstreet Public Sector Excellence Award 2024 under "Defence Production (CPSU)" category.</li><li>• Global Inclusion Award 2024 under “ DEI Power Champion”</li></ul>
2023	<ul style="list-style-type: none"><li>• Best Coordinator CCQC 2023</li><li>• National Awards for Excellence in CSR &amp; Sustainability about concern for health on 15th September 2023 in Bengaluru</li><li>• BCC &amp; I Social Leadership award for outstanding contribution in empowering persons with chronic disease by the Bengal Chamber Of Commerce &amp; Industry on 07th Dec 2023</li><li>• HR Excellence (Overall) Award during 10th PSU Awards by Governance Now</li></ul>
2022	<ul style="list-style-type: none"><li>• Accredited with ISO 14001:2015 and OHSAS 45001:2018 (HSEMS) on 28 Jul 2022 for integrated management system for our Shipbuilding, Submarine &amp; Heavy Engineering, Corporate Planning &amp; Personnel and Finance divisions and ISO/IEC 27001:2013 on 19 Oct 2022 for Information Security Management System.</li><li>• ICC 11<sup>th</sup> PSE Excellence Award in Human Resource on 25.02.2022.</li><li>• HR Leadership Award during 8<sup>th</sup> PSU Awards by Governance Now, presented by Dr. Kiran Bedi</li></ul>

# Annexure



# Financial Statements



## Restated Consolidated Profit & Loss Account

INR Mn	31-Mar-20	31-Mar-21	31-Mar-22	31-Mar-23	31-Mar-24	H1FY24	H1FY25
<b>REVENUE</b>							
Contract & other operating revenue	49,048	40,478	57,333	78,272	94,666	40,005	51,138
Other income	5,582	5,741	4,103	6,868	11,015	4,841	5,253
<b>Total revenue</b>	<b>54,630</b>	<b>46,219</b>	<b>61,436</b>	<b>85,140</b>	<b>105,681</b>	<b>44,846</b>	<b>56,391</b>
<b>EXPENSES</b>							
Cost of materials consumed	24,525	18,819	26,931	44,459	50,816	23,668	24,741
Procurement of base and depot spares	3,622	5,783	9,137	6,932	11,458	4,709	4,483
Employee benefits expense	7,805	6,528	7,987	7,927	8,966	4,485	4,586
Finance costs	93	84	72	64	51	26	22
Depreciation and amortization expense	688	597	745	756	831	399	467
Other expenses <sup>1</sup>	10,506	7,109	8,931	10,975	9,310	3,659	5,800
<b>Total expenses</b>	<b>47,239</b>	<b>38,920</b>	<b>53,803</b>	<b>71,113</b>	<b>81,432</b>	<b>36,946</b>	<b>40,099</b>
<b>Profit before tax</b>	<b>7,391</b>	<b>7,299</b>	<b>7,633</b>	<b>14,027</b>	<b>24,248</b>	<b>7,900</b>	<b>16,293</b>
<b>Net profit for the year</b>	<b>4,705</b>	<b>5,139</b>	<b>6,108</b>	<b>11,190</b>	<b>19,370</b>	<b>6,472</b>	<b>12,812</b>

## Restated Consolidated Balance Sheet

INR Mn	As at 31-Mar-20	As at 31-Mar-21	As at 31-Mar-22	As at 31-Mar-23	As at 31-Mar-24	H1FY24	H1FY25
<b>EQUITY AND LIABILITIES</b>							
Shareholders' funds	30,594	34,317	38,577	47,602	62,435	54,143	72,880
Long-term provisions	12,151	7,302	5,647	4,109	4,252	4,263	4,410
Other Non-current liabilities	2,064	1,872	1,639	1,522	1,458	1,512	1,793
Total Current liabilities	164,600	207,894	251,839	241,399	226,344	223,836	203,563
<b>Total</b>	<b>209,409</b>	<b>251,385</b>	<b>297,702</b>	<b>294,632</b>	<b>294,488</b>	<b>283,754</b>	<b>282,645</b>
<b>ASSETS</b>							
Non-current assets	9,163	8,870	10,516	10,860	9,096	10,725	15,997
Other Long-term assets	19,526	21,673	21,892	22,920	27,510	23,981	27,216
Inventories	46,227	58,886	77,001	73,569	57,134	60,812	48,272
Trade receivables	14,328	9,659	10,054	10,023	18,469	9,356	21,212
Other current assets	120,165	152,297	178,239	177,260	182,279	178,880	169,948
<b>Total</b>	<b>209,409</b>	<b>251,385</b>	<b>297,702</b>	<b>294,632</b>	<b>294,488</b>	<b>283,754</b>	<b>282,645</b>

Source: Audited Consolidated Financial Statements and Unaudited financials for 6 month period

Note: 1. Other Expenses include Sub-contract, Power & Fuel, provisions and others



**Thank You**

